


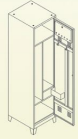

### FEATURES

- Durable Welded Metal Construction
- Electrostatic Powder Coating
- Wall Mounting Holes on Rear Top
- Upper Shelf for Helmet
- Coat Rail with Hook in Each Section
- Reinforced Doors with Concealed Hinges and Anti-Noise Plastic Buffers
- Louvered Doors for Air Circulation
- Envelope Case and 2 Hooks on Doors
- 2.000 Differs Round Head Camlock with 2 Keys
- Masterkey Support
- Packaging: Nylon Bag + Corrugated Carton

### OPTIONAL

- Bolting Holes on Sides to Connect Cupboards  
[Screw Kit is Not Included]
- 2.000 Differs 3 Point Round Head Camlock with 2 Keys
- Latchlock
- Flush Latchlock
- 3 Point Latchlock
- 20 cm Sloping Roof [Screw Fixing]
- 10 cm Base [Screw Fixing]
- 10 cm Feet [Welded or Screw Fixing on Request]
- 10 cm Framed Feet [Screw Fixing]



view		
code	FRM/F.1	FRM/F.2
no of door	1	2
door type	right hung	right hung
ventilation	louvered	louvered
feet	10 cm	10 cm
height (cm)	205	205
width (cm)	50	97
depth (cm)	55	55

dimensions in cm (approximate)

### Standard Colors For This Range

