







FEATURES

- Durable Welded Metal Construction
- Electrostatic Powder Coating
- Wall Mounting Holes on Rear Top
- Adjustable Shelves with A4 Suspension File Support
- Silent and Framed Sliding Tempered Glass Doors on Rollers
- Central Partition on 160 cm Wide Models
- Levelling Feet
- 2.000 Differs Push Lock with 2 Keys
- Masterkey Support
- Packaging: Nylon Bag + Corrugated Carton



view						
code	SLG.0708	SLG.0712	SLG.0716	SLG.1012	SLG.1016	SLG.1912
no of shelf	1	1	1+1	2	2+2	4
height (cm)	75	75	75	109	109	195
width (cm)	80	120	160	120	160	120
depth (cm)	45	45	45	45	45	45

dimensions in cm (approximate)

Standard Colors For This Range

